

CUSTOMER PROPOSAL

03/01/2025



Prepared For

Sujatha Dhanabalan

Address

232 Satula Ave Athens, Georgia

Contact

470-323-1865

Email

sdhanab99@gmail.com

Customer Quote



Oconee Elite Home Improvement
862 Harmony Rd

EATONTON, GA 31024-5840
(318) 4551059
Distributed by:Pella Window and Door of Georgia,
Inc.

Customer Name	Deliver To Address	Order Information
Sujatha Dhanabalan 232 Satula Ave Athens, GA Primary Phone:	Sujatha Dhanabalan 232 Satula Ave Athens, GA	Estimated Delivery Date: None Order Number: 082 Quote Number: 19225 119 Final Wall Depth:

Line #	Qty	Rough Opening	Description	Customer PO: Location	Item Price	Ext'd Price
10	4		Lifestyle, Double Hung, Without HGP, White Lifestyle,	Living Room	\$1,811.99	\$7,247.96
11	1		Double Hung, Without HGP, White Lifestyle, Double Hung,	kitchen side	\$1,578.93	\$1,578.93
15	2		Without HGP, White Lifestyle, Double Hung, Without HGP,	Side	\$1,578.93	\$3,157.86
20	1		White	side back	\$1,409.98	\$1,409.98
25	1		Lifestyle, Double Hung, Without HGP, White	Kitchen rear	\$1,409.98	\$1,409.98
35	2		Lifestyle, Double Hung, Without HGP, White	back corner	\$1,247.11	\$2,494.22
50	13		Pella Certified Installation Package: Tape, foam, shims, sealant, fasteners, & exterior trim, per window	supplies per window	\$178.00	\$2,314.00

For more information regarding the finishing, maintenance, service and warranty of all Pella® products, visit the Pella® website at www.pella.com

Thank You For Your Interest In Pella® Products

PELLA WARRANTY: _

Pella® products are covered by Pella's limited warranties in effect at the time of sale. All applicable product warranties are incorporated into and become a part of this contract. Please see the warranties for complete details, taking special note of the two important notice sections regarding installation of Pella® products and proper management of moisture within the wall system. Neither Pella Corporation nor the branch will be bound by any other warranty unless specifically set out in this contract. However, Pella Corporation will not be liable for branch warranties which create obligations in addition to or obligations which are inconsistent with Pella written warranties.

Clear opening (egress) information does not take into consideration the addition of a Rolscreen® [or any other accessory] to the product. You should consult your local building code to ensure your Pella® products meet local egress requirements.

Order Totals	
Taxable Subtotal	\$22,170.11
Sales Tax	\$1,773.61
Non-taxable Subtotal	\$5,850.00
Total	\$29,793.72

Note:Order Totals include Labor & Delivery Charges

Labor \$5,850.00

Delivery \$0.00

For more information regarding the finishing, maintenance, service and warranty of all Pella® products, visit the Pella® website at www.pella.com


Customer Quote



Oconee Elite Home Improvement
862 Harmony Rd

EATONTON, GA 31024-5840
(318) 4551059
Distributed by:Pella Window and Door of Georgia,
Inc.

Customer Name	Deliver To Address	Order Information
Sujatha Dhanabalan 232 Satula Ave Athens, GA Primary Phone:	Sujatha Dhanabalan 232 Satula Ave Athens, GA	Estimated Delivery Date:None Order Number: 082 Quote Number: 19225 119 Final Wall Depth: Customer PO:




Viewed From Exterior

Brand = NA Product = Double Hung

Qty. = 4 Hardware Finish = Brown
Room Location = Living Room Screen = NoScreen
Exterior Color = W hite Grille = Simulated-Divided-LightGrilles
Blinds =

Windows: W1, W2, S1, S2



Viewed From Exterior

Brand = NA Product = Double Hung

Qty. = 1 Hardware Finish = Brown
Room Location = kitchen side Screen = NoScreen
Exterior Color = W hite Grille = Simulated-Divided-LightGrilles
Blinds =

Window S3

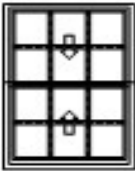


Viewed From Exterior

Brand = NA Product = Double Hung

Qty. = 2 Hardware Finish = Brown
Room Location = Side Screen = NoScreen
Exterior Color = W hite Grille = Simulated-Divided-LightGrilles
Blinds =

Windows: N3, N4



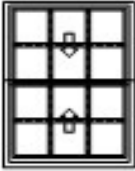
Viewed From Exterior

Brand = NA Product = Double Hung

Qty. = 1 Hardware Finish = Brown
Room Location = side back Screen = NoScreen
Exterior Color = W hite Grille = Simulated-Divided-LightGrilles
Blinds =

Window E4

For more information regarding the finishing, maintenance, service and warranty of all Pella® products, visit the Pella® website at
w w w . pella.com



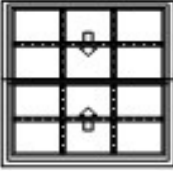
Viewed From Exterior

Brand = NABrand = NAAProduct = Double Hung

Qty. = 1Room Location = Kitchen rearExterior Color = WhiteBlinds =

Hardware Finish = BrownScreen = NoScreenGrille = Simulated-Divided-LightGrilles

Window E2



Viewed From Exterior

Brand = NABrand = NAAProduct = Double Hung

Qty. = 2Room Location = back cornerExterior Color = WhiteBlinds =

Hardware Finish = BrownScreen = NoScreenGrille = Simulated-Divided-LightGrilles

Window N1

Thank You For Your Interest In Pella® Products

PELLA WARRANTY: _

Pella® products are covered by Pella's limited warranties in effect at the time of sale. All applicable product warranties are incorporated into and become a part of this contract. Please see the warranties for complete details, taking special note of the two important notice sections regarding installation of Pella® products and proper management of moisture within the wall system. Neither Pella Corporation nor the branch will be bound by any other warranty unless specifically set out in this contract. However, Pella Corporation will not be liable for branch warranties which create obligations in addition to or obligations which are inconsistent with Pella written warranties.

Clear opening (egress) information does not take into consideration the addition of a Rolscreen® [or any other accessory] to the product. You should consult your local building code to ensure your Pella® products meet local egress requirements.

Order Totals	
Taxable Subtotal	\$22,170.11
Sales Tax	\$1,773.61
Non-taxable Subtotal	\$5,850.00
Total	\$29,793.72

For more information regarding the finishing, maintenance, service and warranty of all Pella® products, visit the Pella® website at www.pella.com

P ella® Lifestyle Series

Clad/Wood



#1 performing wood window and patio door for the combination of energy, sound and value.¹

Triple-pane casement



- **Performance redefined**
You don't have to compromise on any aspect of performance. Available performance solutions offer an unbeatable combination of energy efficiency, sound control and value.¹
- **ENERGY STAR® certified²**
Pella products offer energy-efficient options that will meet or exceed ENERGY STAR guidelines in all 50 states. Pella Lifestyle Series products with triple-pane glass have been awarded ENERGY STAR Most Efficient Mark in 2023.
- **Enhanced sound control**
Our patented, triple-pane design with Advanced Low-E glass allows for mixed glass thickness for enhanced sound dampening resulting in an average 52% noise reduction versus single-pane windows.³
- **Intentional design for improved durability**
Intentional jamb on sill design helps seal the end grain of the wood and elevates it off the rough opening, reducing the potential for moisture.
- **Durable 3-way corner joints**
Three-way corner joints are made up of mortise-and-tenon, metal fasteners and commercial adhesive for added strength and durability.
- **Low-maintenance exteriors**
Aluminum-clad exteriors with EnduraClad® finish resists fading and chalking. It is applied in an overlapping fashion for exceptional protection.
- **Exclusive wood protection**
Pella's exclusive EnduraGuard® wood protection is applied after the pieces have been cut and milled, but prior to final assembly. It provides advanced protection against the effects of moisture, decay, stains from mold and mildew — as well as termite damage.
- **Time-tested innovations**
Create unique room-by-room solutions and achieve project goals with performance options and purposeful innovations like the Hidden Screen and integrated blinds, shades and security sensors. For more information on integrated wireless security sensors, go to connectpella.com.
- **Best limited lifetime warranty⁴**
Pella Lifestyle Series products are covered by the best limited lifetime warranty in the industry for wood windows and patio doors.⁴
- **Testing beyond requirements**
At Pella, our products are tested beyond requirements to help ensure they have long-lasting performance and reduce call-backs for you.
- **Hidden Screen**
The revolutionary Hidden Screen appears when you open a double-hung window and folds away when it is closed. It provides a clear view when the window is closed and improves curb appeal year-round.

Dual-pane double-hung window with Hidden Screen



Available in these window and patio door styles:⁵



Special shape windows also available.

^{1,2,3,4,5} See back cover for disclosures.

Product Specifications


Window & Patio Door Styles	Min. Width	Min. Height	Max. Width	Max. Height	Performance Class & Grade	Performance Values		
						U-Factor	SHGC	STC
Awning Dual-pane vent	21"	17"	59"	59"	LC30 – LC50	0.25 -0 .34	0.19 -0.51	25-28
Awning Triple-pane vent	21"	17"	59"	59"	R20 - CW50	0.20 - 0.28	0.15 - 0.41	31-37
Casement Dual-pane vent	17"	17"	35"	73"	LC30-LC50	0.25 - 0.34	0.19 - 0.58	25-31
Casement Triple-pane vent	17"	17"	35"	73"	R20-CW50	0.20-0.25	0.17-0.46	31-37
Fixed Casement Dual-pane	17"	17"	73"	73"	LC30-LC50	0.23 - 0.35	0.20 -0 .57	29-32
Fixed Casement Triple-pane	17"	17"	73"	73"	LC30-LC50	0.23 - 0.35	0.20 -0 .57	29-32
Double-Hung Dual-pane vent	17"	17"	73"	73"	R20-CW50	0.19 – 0.27	0.15 – 0.49	33-37
Hinged Patio Door Dual-pane single door	21"	35"	48"	84"	LC30-LC50	0.25 - 0.34	0.20 – 0.48	27-31
Hinged Patio Door Triple-pane single door	30"	80"	38"	96"	LC50	0.26 – 0.32	0.18 – 0.48	31
Hinged Patio Door Dual-pane double door	30"	80"	38"	96"	LC55	0.23 – 0.28	0.12 – 0.34	34-36
Hinged Patio Door Triple-pane double door	60"	80"	75"	96"	LC50	0.25-0.29	0.18-0.48	30-32
Sliding Patio Door Dual-pane single-door fixed (O)	50"	80"	75"	96"	LC55	0.22 - 0.26	0.14-0.38	34-36
Sliding Patio Door Triple-pane single-door fixed (O)	31"	80"	49"	96"	CW50	0.24 - 0.33	0.18-0.51	27
Sliding Patio Door Dual-pane double-door vent (OX or XO)	31"	80"	49"	96"	CW60	0.21-0.27	0.17-0.45	33-36
Sliding Patio Door Triple-pane double-door vent (OX or XO)	60"	80"	96"	96"	R20-LC50	0.24 – 0.34	0.18-0.51	29-32
	60"	80"	96"	96"	R25-LC60	0.22 – 0.29	0.16 - .44	33-36

Window sizes available in 1/4" increments
Special sizes available in triple-pane patio doors. For more information regarding performance, visit pella.com/performance. For more information regarding frame and installation types, visit installpella.com.


Window Hardware

Essential Collection

Select from popular designs and finishes to suit every style.




Fold-away Crank




Cam-Action Lock


Finishes:




Champagne




White




Brown



Matte Black



Satin Nickel




Satin Brass


Patio Door Hardware

Essential Collection

Elevate your style and transform a home with elegant selections.




Hinged Patio Door Handle




Sliding Patio Door Handle


Finishes:




Champagne




White




Brown



Matte Black



Satin Nickel




Satin Brass


Colors

Prefinished Pine Interior Colors


We can prefinish pine in your choice of several paint and stain colors. Unfinished or primed and ready-to-paint are also available.




White




Bright White




Linen White




Golden Oak Stain



Early American Stain




Provincial Stain




Black Stain

Aluminum-Clad Exterior Colors


Our low-maintenance EnduraClad® exterior finish resists fading and helps protect windows and patio doors for years. Seacoast EnduraClad protective finish for coastal projects with high salt exposure is also available.




Black




White




Brown




Fossil




Iron Ore




Portobello




Putty




Almond




Classic White



Brick Red



Hartford Green




Wolf Gray


Integrated Blinds & Shades

Integrated Blinds6


Raise blinds up for an unobstructed view or tilt to let in just the right amount of light. Our best integrated and accessible blinds are available manual or motorized with Pella® Insynctive® technology.




White




Poplar White




Bisque




Storm



Golden



Mocha




Black


Integrated Shades6

Our best integrated fabric shades feature a white exterior fabric for a uniform look from the street. Integrated and accessible shades are available manual or motorized with Pella Insynctive technology.


Light-Filtering:



White




Silver




Maize


Room-Darkening:



Cotton



Bamboo



Ash

Haven't landed on the final blind or shade color selection? No problem. With our patented triple-pane design, you and your customer can make those decisions later in the schedule. Our triple-pane products come with all of the hardware to add a blind or shade straight from the factory or at a later time in the building or remodeling process.

Screens7

Hidden Screen

The Hidden Screen appears when you open a double-hung window and folds away when the window is closed. It allows 44% more natural light into your home when a window is closed than a standard screen.8 Hidden Screen cartridge available in Black, White, Brown, Fossil and Iron Ore colors to match or complement the exterior cladding color choice.

Rolscreen®

Rolscreen soft-closing retractable screens roll out of sight when not in use. Available on casement and awning windows and sliding patio doors.

InView™

InView flat screens let in 14% more light and are 8% more open for improved airflow when compared to the conventional fiberglass screen.9

^{6,7} See back cover for disclosures.

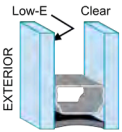
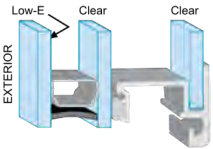
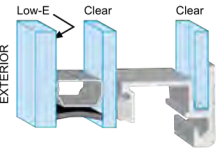
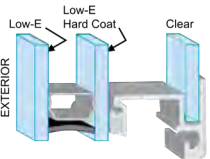
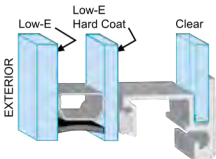
Performance Packages

To make things easier, we've created performance packages.

Performance solutions offer an unbeatable combination of energy efficiency, sound control and value.¹ Create room-by-room solutions with the upgraded triple-pane glass design. All values below are averages compared with single-pane windows.



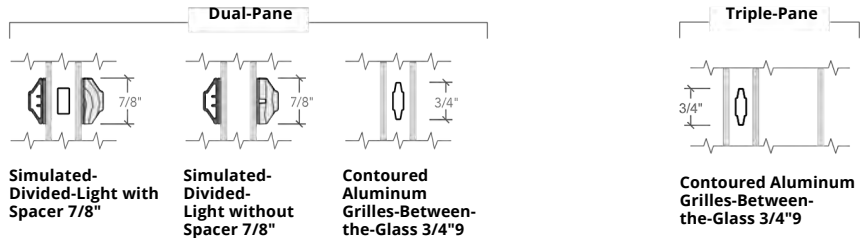
Pella® Lifestyle Series offers products awarded ENERGY STAR® Most Efficient for 2023.²

Base	Performance 71% More Energy Efficient +34% Noise Reduction ³	Sound Control 52% Noise Reduction ³	Energy Efficiency 83% More Energy Efficient ⁴	Ultimate Performance 79% More Energy Efficient + 52% Noise Reduction ³
 Advanced Low-E Two panes of insulating, energy-efficient glass and our most popular features and options.	 Advanced Low-E SunDefense Low-E or NaturalSun Low-E A triple-pane glass design for a combination of both improved energy efficiency and sound per formance.	 Advanced Low-E, SunDefense Low-E or NaturalSun Low-E Sound-reduction glazing Triple-pane glass design featuring mixed glass thicknesses for enhanced sound dampening.	 AdvancedComfort A triple-pane glass design with upgraded AdvancedComfort Low-E glass for enhanced energy efficiency.	 AdvancedComfort Sound-reduction glazing A triple-pane glass design featuring mixed glass thicknesses with upgraded AdvancedComfort Low-E glass for enhanced energy efficiency.

Patented triple-pane glass design gives flexibility to add integrated blinds or shades without impacting performance.

Grilles

Choose the look of true divided light or make cleaning easier by selecting grilles-between-the-glass.



The Best Limited Lifetime Warranty in the Industry

We know your reputation matters and you stake your reputation on quality, dependable products. That's why we have the best limited lifetime warranty in the industry for wood windows and patio doors.⁴

¹ Performance solutions require upgrades to triple-pane, AdvancedComfort Low-E and mixed glass thickness. Based on comparing product quotes and published STC/OITC and U-Factor ratings of leading national wood window and patio door brands.

² Some Pella products may not meet ENERGY STAR certification in Canada. For more information, contact your local Pella sales representative or go to nrcan.gc.ca/energy/products/categories/fenestration/13739.

³ Reduction in sound based on OITC ratings of Pella Lifestyle Series windows with respective performance package compared to a single-pane wood or vinyl window with an OITC of 19. Calculated by using the sound transmission loss values in the 80 to 4000 Hz range as measured in accordance with ASTM E-90(09). Actual results may vary.

⁴ Based on comparing written limited warranties of leading national wood window and wood patio door brands. See written limited warranty for details, including exceptions and limitations, at pella.com/warranty.

⁵ Double-hung windows available in dual-pane only.

⁶ Available with triple-pane products only.

⁷ Requires the Insynctive App on a smart device, an Insynctive Bridge and a wireless home router with internet connection.

⁸ Window energy efficiency calculated in a computer simulation using RESFEN 6.0 default parameters for a 2000 sq. foot new construction single-story home when Pella Lifestyle Series windows with the respective performance package are compared to a single-pane wood or vinyl window. The energy efficiency and actual savings will vary by location. The average window energy efficiency is based on a national average of 94 modeled cities across the country and weighting based on population. For more details see pella.com/methodology.

⁹ Appearance of exterior grille color may vary depending on the Low-E insulating glass selection.




















Wood slats to be replaced with matching cinderblock foundation wall



West Elevation

W1

Double hung 2 over 2
Replacement: Pella
Lifestyle 6 over 6


W2

Non-functioning 6 over 6
Replacement: Pella
Lifestyle 6 over 6

Existing windows do not match on this elevation













S1



S1



