



STAY HEALTHY

accgov.com/coronavirus
706-613-3333



The U.S. Centers for Disease Control & Prevention (CDC) advises wearing cloth face coverings in public settings and to help people who may have the virus and do not know it from transmitting it to others. Below are two types you can make at home. For use and cleaning, who should not wear one, and other details, visit cdc.gov/coronavirus.

Quick Cut T-shirt Cloth Face Covering (no sew method)

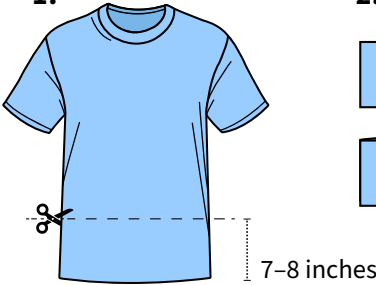
Materials

- T-shirt
- Scissors

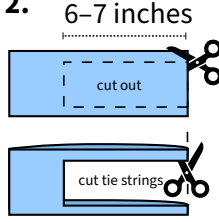


Tutorial

1.

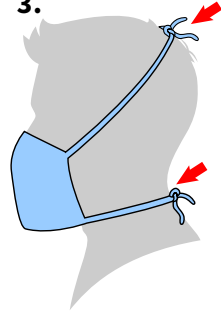


2.



Tie strings around neck, then over top of head.

3.




Bandana Cloth Face Covering (no sew method)

Materials

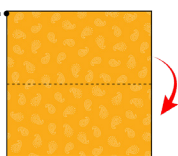
- Bandana (or square cotton cloth approximately 20"x20")
- Coffee filter
- Rubber bands (or hair ties)
- Scissors (if you are cutting your own cloth)

Tutorial

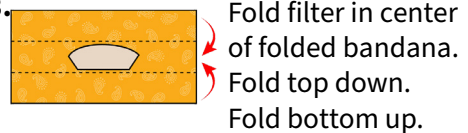
1.



2.



3.



4.



5.



Place rubber bands or hair ties about 6 inches apart.

6.



Fold side to the middle and tuck.

7.

