




Native Plant Collection

WATER-WISE GARDEN PLAN

shady sanctuary

Create a Shady Sanctuary to escape to in your own yard with this pre-designed garden. Peaceful purples with pops of red create a surprise to brighten even the shadiest corners of your yard. Bees, butterflies, and hummingbirds will find the pollinator plant species among the native perennials in this ecologically friendly landscaping.



15 starter plants of 7 different species*



Covers: 40 sq. ft.



Pollinator supporting



All perennial plants



2 design options:
4' x 10' rectangle,
4' x 10' oval



Mature height:
1 in to 4 ft



Blooms: late
spring to fall



Exposure: partial
shade (only four hours
of sun per day,
preferably morning)



All 7 plants are
native to USA




Wildlife resistant



All plants
locally grown

GARDEN DESIGN



4' x 10' rectangular garden; 3/4 inch = 1 foot.
For a 4' x 10' oval plan, please visit accgov.com/h2grow

PLANT LIST

1

Amsonia hubrichtii
Blue Star

Small, star-shaped, pale blue flowers arrange in clusters at the end of feathery green foliage. Foliage turns gold in fall.



Height: 24–36 in



Water Needs: Medium



Spread: 24–36 in



Attracts: Butterflies, Bees



Blooms: April–May




Wildlife Resistant: Deer

3

Polemonium caeruleum 'Heaven Scent'
Jacob's Ladder

Light purple flowering plant with bell shaped flowers that droop on the stem.



Height: 18 in



Water Needs: Medium



Spread: 18 in



Attracts: Hummingbirds, Butterflies



Blooms: April–May




Wildlife Resistant: Deer

2

Heuchera Primo 'Pretty Pistachio'
Coral Bells

Lobed evergreen leaves persist through winter with red erect spires of small bell shaped flowers.



Height: 12–24 in



Water Needs: Medium



Spread: 18 in



Attracts: Hummingbirds



Blooms: June–Aug.




Wildlife Resistant: Deer, Rabbit

4

Tiarella cordifolia var. *collina* 'Oakleaf'
Foamflower

Creamy white spires of bell shaped flowers; leaves are semi-evergreen and transition into a bronze color in winter.



Height: 12 in



Water Needs: Medium



Spread: 12 in



Attracts: Butterflies, bees



Blooms: May



Wildlife Resistant: Deer, Rabbit




5

Stokesia laevis 'Peachie's Pick'

Stokesia

Long blade-like, stiff, upright evergreen leaves; deep lavender flowers consisting of small florets surrounded by larger rays.



Height: 18 in



Water Needs: Medium



Spread: 18 in



Attracts: Hummingbirds, Butterflies, Bees



Blooms: June–Sept.



Wildlife Resistant: Deer, Rabbit



HOW TO REPURPOSE SOD

Wondering what to do with the grass you dug up for your H₂GrOw installation? Good news, there are many options!

- Reuse the sod in place of areas of unhealthy or dead grass in your yard.
- Compost it to make organic soil for future gardening. For more information, accgov.com/Compost
- Drop off the sod at a local composting location. For information, visit: accgov.com/Compost
- Have it picked up and recycled by the Leaf and Limb Solid Waste Recycling Program. For schedule and requirements, see: accgov.com/LeafLimb

6

Tradescantia virginiana

Spiderwort

Bright blue periwinkle flowers have three petals; long, thick leaves have a grass-like form.



Height: 12–36 in



Water Needs: Medium



Spread: 18 in



Attracts: Bees



Blooms: May–July



Wildlife Resistant: Deer, Rabbit

7

Sisyrinchium angustifolium 'Suwannee'

Blue-Eyed Grass

Narrow green blades of grass with sky blue flowers that consists of five petals with a yellow center.



Height: 18–24 in



Water Needs: Medium



Spread: 12 in



Attracts: Hummingbirds, Butterflies, Birds



Blooms: May–June



Wildlife Resistant: Deer, Rabbit

GROWING TIPS

WHAT TO EXPECT

You will receive your starter plants in one-quart or one-gallon sized pots.

As the saying goes, “First year, they sleep; second year, they creep; third year, they leap.” Expect three years for the plant to reach its mature size.

WATERING

This perennial garden is not fully drought-tolerant. During their first year of establishment, until they reach maturity, the plants will benefit from supplemental watering. Consistent watering the first few weeks will establish strong roots. Watering guidelines:

Week 1: Every day.

Weeks 2–3: Water 2–3 times per week.

Weeks 4+: If hot and/or dry, water 2–3 times per week.
If temperatures are consistently cool, water
1–2 times per week.

Shady-tolerant plants prefer more moist soil in Georgia because of the warmer temperatures, therefore the soil should not dry out fully. With the conditions in Athens, Georgia, we get a fair amount of rain in spring through early summer – it is only necessary to water if the soil is dry at a depth of two inches.

After the first year, these plants rely primarily on rainfall and can survive with minimal amounts of water. However, if there is an extended period of no rainfall, it is beneficial to give your plants deep, infrequent irrigation to promote survival and growth.

If the temperature is below freezing, don't water.

MULCH AND ORGANIC MATTER

We recommend adding a thin layer of mulch around the plants to retain moisture during the first year of establishment. To avoid crown rot, avoid placing the mulch directly under the plant or within three inches of the stem. **Avoid mulch within five inches of Blue-Eyed Grass, as it is prone to root rot.** The addition of compost or organic matter will give your plants the nutrients to grow quicker and stronger. No need for fertilizers or pesticides with native plants.

DORMANCY

While perennials return every year for new blooms and flowers, deciduous species will inevitably cycle through a dormancy season. During this time, the plant will look dead and will most likely lose its leaves and flowers. We recommend resisting the urge to cut back the plant in fall. This will encourage re-seeding. In addition, the leftover plant can provide food and habitat to local wildlife during the dormancy period.



SEASONAL MAINTENANCE



spring

Coral Bells – prune in spring if it's too crowded. Divide every 3–5 years and replant to promote growth as these plants are short-lived

Blue-Eyed Grass – divide every 2–4 years and replant to promote growth as these plants are short-lived



summer

Jacob's Ladder, Spiderwort, Coral Bells, Stokesia, Foamflower – deadhead spent flowers to extend blooming season

Jacob's Ladder – cut back foliage after first bloom to encourage second bloom until frost and improve tidiness

Spiderwort, Blue-Eyed Grass – cut back spent flowers after first blooming season to minimize re-seeding



fall

Blue Star – cut back 6 inches after flowering season to tidy foliage and prevent drooping



winter

Coral Bells – prune dead or ragged leaves to improve tidiness

Stoke's Aster, Spiderwort, Blue-Eyed Grass, Jacob's Ladder – clip back plants to minimize re-seeding, encourage hardiness, and to improve look and density in following season

accgov.com/h2grow



*Subject to availability. Garden designs by Krista Campolong, graphic design by mPrint Design. Some photos copyright Missouri Botanical Garden.