



Water-Wise Native Plant Collection

WATER-WISE GARDEN PLAN

sunnyside selection

Let your landscape shine! Sunnyside Selection offers full sun perennials in delightful shades of orange and purple. Entice pollinators to visit your garden with these carefully chosen water-wise native plants, including Butterfly Milkweed, a 2021 Georgia Pollinator Plant of the Year.



14 starter plants of 8 different species*



Covers: 60 sq. ft.



Exposure: full sun (6+ hours/day)



Pollinator supporting



2 design options: 5' x 12' rectangle, 6' x 13' oval



Mature height: 1 in to 4 ft



Blooms: late spring to fall



All perennial plants



All plants native to USA



Wildlife resistant




All plants locally grown



Requires little to no irrigation

GARDEN DESIGN



6' x 13' oval garden; 1/2 inch = 1 foot.
For a 5' x 12' rectangular plan, please visit accgov.com/h2grow

PLANT LIST

1 *Asclepias tuberosa* **Butterfly Milkweed**

Bright orange blooms clustered in circular mounds at the top of plants.



Height: 12–30 in



Water Needs: Low



Spread: 18 in



Attracts: Monarch Butterflies




Blooms: June–Aug.



Wildlife Resistant: Deer

3 *Phlox subulata* **Creeping Phlox**

Evergreen to semi-evergreen leaves surrounded by lavender-blue blooms featuring five light-purple centered petals.



Height: 6–12 in



Water Needs: Medium



Spread: 18 in



Attracts: Hummingbirds, Butterflies, Bees



Blooms: March–May



Wildlife Resistant: Deer

2 *Stokesia laevis* 'White' **White Stokes Aster**

Stiff, long blades of evergreen leaves; creamy white flowers consisting of small florets surrounded by larger rays.



Height: 18 in



Water Needs: Medium



Spread: 18 in



Attracts: Hummingbirds, Butterflies




Blooms: June–Sept.



Wildlife Resistant: Deer, Rabbit

4 *Boltonia asteroides* **Boltonia**

Mound-shaped perennial with white flowers consisting of white rays and a large central cone.



Height: 36–60 in



Water Needs: Medium



Spread: 48 in



Attracts: Butterflies, Bees



Blooms: Aug.–Sept.



Wildlife Resistant: Deer, Rabbit



HOW TO REPURPOSE SOD

Wondering what to do with the grass you dug up for your H2GrOw installation? Good news, there are many options!

- Reuse the sod in place of areas of unhealthy or dead grass in your yard.
- Compost it to make organic soil for future gardening. For more information, accgov.com/Compost
- Drop off the sod at a local composting location. For information, visit: accgov.com/Compost
- Have it picked up and recycled by the Leaf and Limb Solid Waste Recycling Program. For schedule and requirements, see: accgov.com/LeafLimb



5

Liatris spicata 'Kobold' **Gayfeather**

Tall, upright purple spires with clusters of light purple feathery blossoms.



Height: 18 in



Water Needs: Medium



Spread: 12 in



Attracts: Butterflies, Bees



Blooms: July–Aug.



Wildlife Resistant: Deer

7

Allium schoenoprasum 'Chives' **Chives**

Narrow, upright leaves in form of grass with purple, round blossoms. These chives are edible.



Height: 12–18 in



Water Needs: Medium



Spread: 18 in



Attracts: Butterflies



Blooms: April–May



Wildlife Resistant: Deer

6

Calamintha nepeta **Georgia Calamint**

Bushy herb whose small light-purple to white flowers are tube-shaped with small rays spreading out at the end. Forms a 1–1.5 ft mat of green foliage.



Height: 12–18 in



Water Needs: Low



Spread: 18 in



Attracts: Hummingbirds, Butterflies, Bees



Blooms: June–Sept.



Wildlife Resistant: Deer, Rabbit

8

Echinacea purpurea **Purple Coneflower**

Lilac-colored flowers with drooping rays and a large orange-red central cone.



Height: 24–48 in



Water Needs: Low



Spread: 24 in



Attracts: Butterflies, Bees



Blooms: June–Aug.



Wildlife Resistant: Rabbit

GROWING TIPS

WHAT TO EXPECT

You will receive your starter plants in one-quart or one-gallon sized pots.

As the saying goes, “First year, they sleep; second year, they creep; third year, they leap.” Expect three years for the plant to reach its mature size.

WATERING

The native plants in this collection were chosen for their drought-tolerant characteristics. However, during their first year of establishment, until they reach maturity, the plants will benefit from supplemental watering. Consistent watering the first few weeks will establish strong roots.

Watering guidelines:

Week 1: Every day.

Weeks 2–3: Water 2–3 times per week.

Weeks 4+: If hot and/or dry, water 2–3 times per week.
If temperatures are consistently cool, water
1–2 times per week.

Here in Athens, Georgia, we get a fair amount of rain in spring through early summer, so it is only necessary to water if the soil is dry to a depth of four inches. Use your judgement on whether to skip watering – the soil should not feel soaking wet.

After the first year, these plants rely primarily on rainfall and can survive with minimal amounts of water. However, if there is an extended period of no rainfall, it is beneficial to give your plants deep, infrequent irrigation to promote survival and growth.

If the temperature is below freezing, don't water.

MULCH AND ORGANIC MATTER

We recommend adding a thin layer of mulch around the plants to retain moisture during the first year of establishment. To avoid crown rot, avoid placing the mulch directly under the plant or within three inches of the stem. The addition of compost or organic matter will give your plants the nutrients to grow quicker and stronger. No need for fertilizers or pesticides with native plants.

DORMANCY

While perennials return every year for new blooms and flowers, deciduous species will inevitably cycle through a dormancy season. During this time, the plant will look dead and will most likely lose its leaves and flowers. We recommend resisting the urge to cut back the plant in fall. This will encourage re-seeding. In addition, the leftover plant can provide food and habitat to local wildlife during the dormancy period.

SEASONAL MAINTENANCE



Georgia Calamint – cut back foliage to the ground after first bloom to encourage second bloom until frost and improve tidiness



Chives, Creeping Phlox, White Stokes Aster, Gayfeather – deadhead spent flowers to extend blooming season

Purple Coneflower – cut back foliage a third of the size after first bloom to encourage second bloom until frost and improve tidiness



Georgia Calamint – cut back plant half its size to prepare for spring growth

Chives – clip back plants to minimize re-seeding, encourage hardiness, and to improve look and density in following season



Georgia Calamint, White Stokes Aster – clip back plants to minimize re-seeding, encourage hardiness, and to improve look and density in following season

Boltonia – cut back dead foliage to encourage hardiness and tidiness

Butterfly Milkweed – remove seed pods to minimize seed spreading; mulch to prevent root damage

accgov.com/h2grow



*Subject to availability. Garden designs by Krista Campolong, graphic design by mPrint Design. Some photos copyright Grimm's Gardens, Greenhouse Grower, Missouri Botanic Garden, and Plant Places.

