

# ACCGov's HOME-ARP Allocation Plan *Service Provider Discussion #2*

---

STAKEHOLDER CONSULTATION @ FC-CIS INTERAGENCY MEETING  
JANUARY 13, 2023



# Purpose of Presentation

---

1. Provide overview of ACCGov's HOME-ARP Allocation Plan process and its relationship to Strategic Plan to Reduce & Prevent Homelessness.
2. Present on relevant data collected to date.
3. Gather additional input/insights from stakeholder agencies serving HOME-ARP qualifying populations (homeless; at-risk of homelessness; those fleeing, or attempting to flee, domestic violence, dating violence, sexual assault, stalking, or human trafficking; and other populations as needed to prevent homelessness or populations at greatest risk of housing instability, including veterans).



# About HOME-American Rescue Plan

---

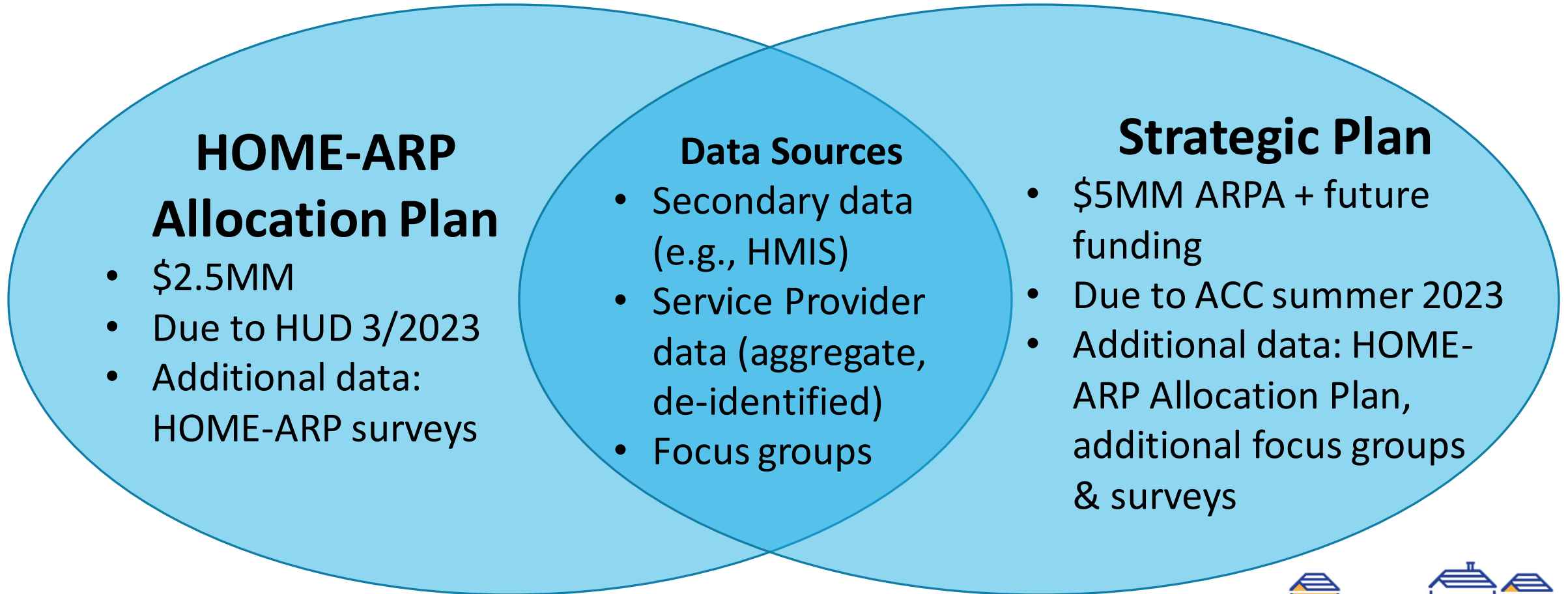
## SEC. 3205. HOMELESSNESS ASSISTANCE AND SUPPORTIVE SERVICES PROGRAM.

Provides \$5 billion of supplemental HOME funds to assist individuals or households who are homeless, or at risk of homelessness, and other vulnerable populations by providing housing, rental assistance, supportive services, and non-congregate shelter.

- **Athens-Clarke County is allocated \$2,506,309**
- ACCGov must submit HOME-ARP Allocation Plan to HUD by March 31, 2023
- Funds may be used to support specific populations via specific eligible activities
- All funds must be expended by Sept. 30, 2030



# HOME-ARP & Strategic Plan Relationship



# HOME-ARP Qualifying Populations

---

1. **Individuals experiencing homelessness.** "Homeless" is defined in 24 CFR 91.5 and generally refers to an individual or family who lacks a fixed nighttime residence.
2. **Individuals at risk of homelessness.** "At risk of homelessness" is defined in 24 CFR 91.5 and generally refers to an individual or family with incomes below 30% AMI who lack the resources or networks to prevent them from moving into an emergency shelter.
3. **Persons fleeing or attempting to flee domestic violence, sexual assault, stalking, or human trafficking.** HUD defines this population as an individual or family who is fleeing, or attempting to flee, domestic violence, dating violence, sexual assault, stalking, or human trafficking. These terms are defined in more detail in 24 CFR 5.2003.
4. **Other (as defined by HUD).** "Other" includes individuals and households who do not qualify under any of the qualifying populations above but are at greatest risk of housing instability.

*More information on each of the qualifying populations is available in Notice CPD-21-10.*



# HOME-ARP Eligible Activities

---



Production or  
Preservation of  
Affordable  
Rental Housing



Tenant-Based  
Rental  
Assistance  
(TBRA)



Supportive  
Services,  
Homeless  
Prevention  
Services, and  
Housing Counseling



Purchase and  
Development of  
Non-Congregate  
Shelters



Nonprofit  
Operating and  
Capacity-  
Building



# HOME-ARP Allocation Plan Process



Stakeholder  
Consultation



Identify HOME-ARP  
Activities



Identify Distribution  
and Referral Methods



Needs  
Assessment &  
Gaps Analysis



Identify  
Preferences  
and Priorities



Draft Plan and Make  
Available for Public  
Comment



# HOME-ARP Stakeholder Consultation

---

- **Purpose:** Gather information to identify unmet needs & gaps, develop HOME-ARP priorities, and identify potential collaborations for HOME-ARP delivery.
- **Timing:** December 7, 2022 - January 20, 2023

## Service Providers & Other Stakeholders

### Survey

(Dec 7, 2022 – Jan 20, 2023)

**Large-Group Discussions**  
(Dec 15, 2022 & today!)

**Focus Groups**  
(Jan 18-20, 2023)

## Members of HOME-ARP Qualifying Populations

### Survey

(Dec 7, 2022 – Jan 20, 2023)

**Individual Interviews**  
(Jan 18-20, 2023)



# HOME-ARP Draft Public Comment Period

---

- **Purpose:** Provide stakeholders and the larger community an opportunity to provide feedback and comments on plan prior to acceptance by Mayor & Commission and submission to HUD.
- **Timing:** early Feb – March 7, 2023
  - Publication of plan draft & one-sheeter – early February 2023
  - Online and phone comments accepted – through March 7, 2023
  - Community Forum – February 16, 2023 @ ACC Library Multipurpose Room B
  - Mayor & Commission Regular Session – March 7, 2023



# Findings to Date

## Qualitative Data Sources:

- 101+ surveys completed by community members (as of 1/12)
- 84 surveys completed by service providers & stakeholders (as of 1/12)
- December 15, 2022 meeting with service providers & stakeholders



# Findings to Date

---

## **Quantitative Data Sources:**

- HMIS
- U.S. Census & American Community Survey
- Point in Time Count
- CCSD
- Athens Wellbeing Project
- ACC Sheriff's Office
- ACC Police Department
- GA Department of Corrections
- GA DHS
- National Incident-Based Reporting System
- Local service providers (number, demographics of individuals served by specific programs)
- Athens Housing Authority

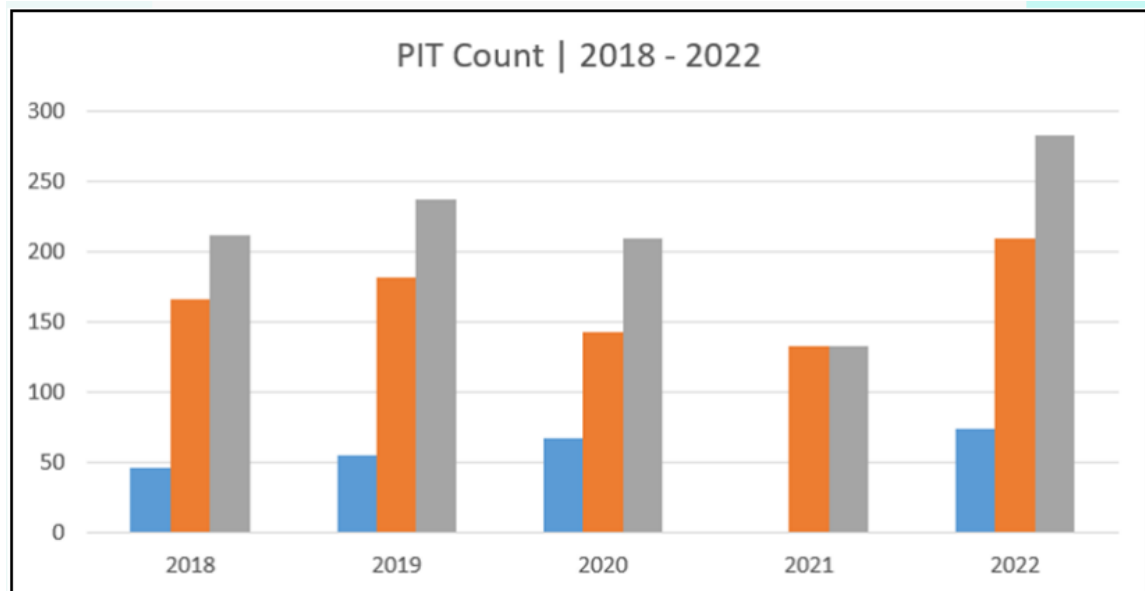


## Individuals experiencing homelessness

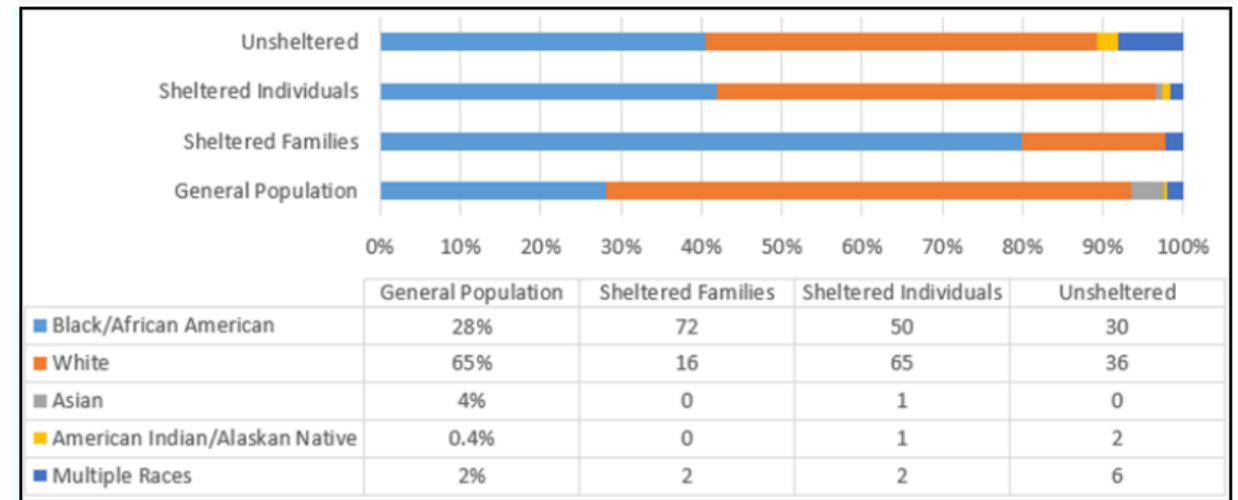
"Homeless" is defined in 24 CFR 91.5 and generally refers to an individual or family who lacks a fixed nighttime residence.

# Currently Experiencing Homelessness

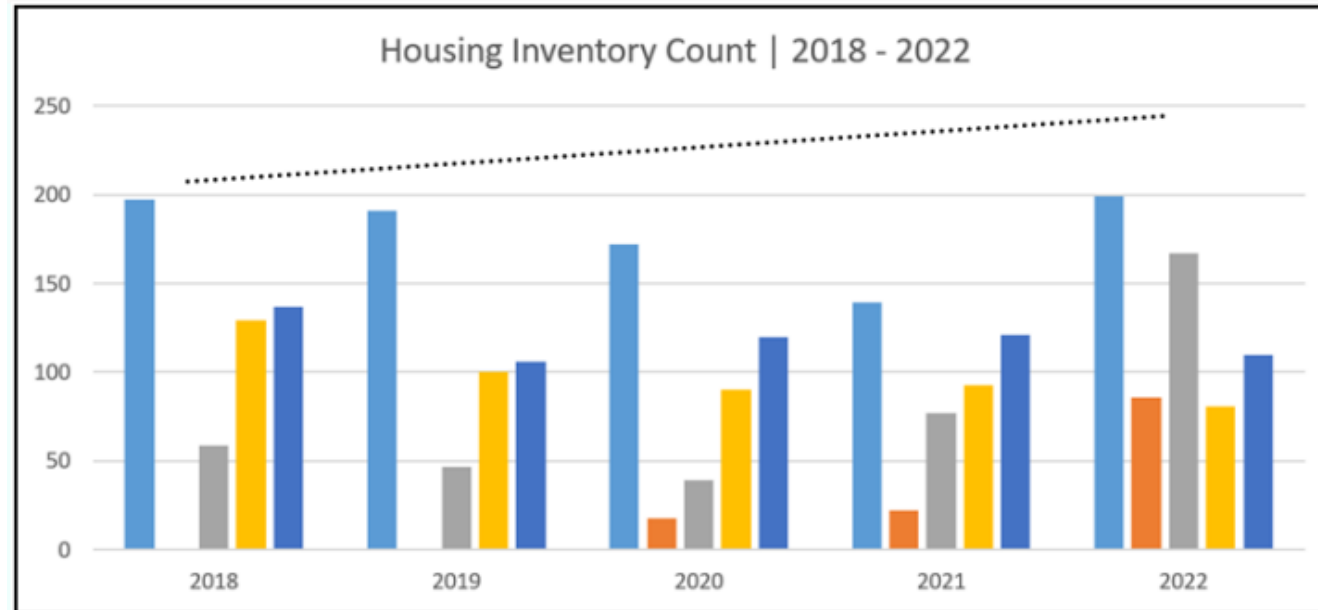
- 2022 PIT/HIC Count (2023 scheduled for 1/27/23!)



	2018	2019	2020	2021	2022
Unsheltered	46	55	67	0	74
Sheltered	166	182	143	133	209
Total	212	237	210	133	283



# Currently Experiencing Homelessness



\*Trendline is looking at total number of beds available in the homeless response system

	2018	2019	2020	2021	2022
Emergency Shelter	197	191	172	139	199
Transitional Housing	0	0	18	22	86
Rapid Rehousing	59	47	39	77	167
Permanent Supportive Housing	129	100	90	93	81
VA-Vash	137	106	120	121	110



# Currently Experiencing Homelessness

---

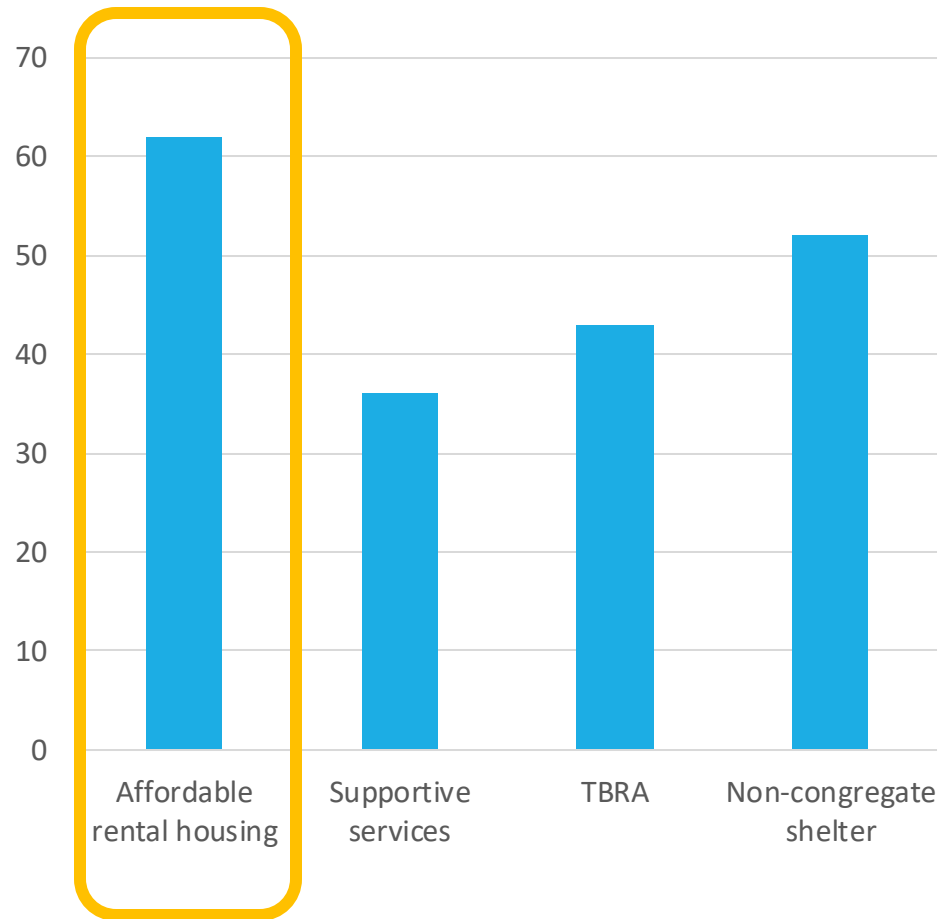
- **Biggest factors for housing instability:** ✓ ✓
  - Lack of affordable housing stock
  - Low-wages
  - [limited] collaboration between landlords and service providers
  - Childcare (for families)
  - Transportation (for families)

<b>Legend:</b>	✓ Service Providers (survey & 12/15)	✓ Community (survey)
	✓ ACCGov Consolidated Plan	✓ Other Secondary Data Sources

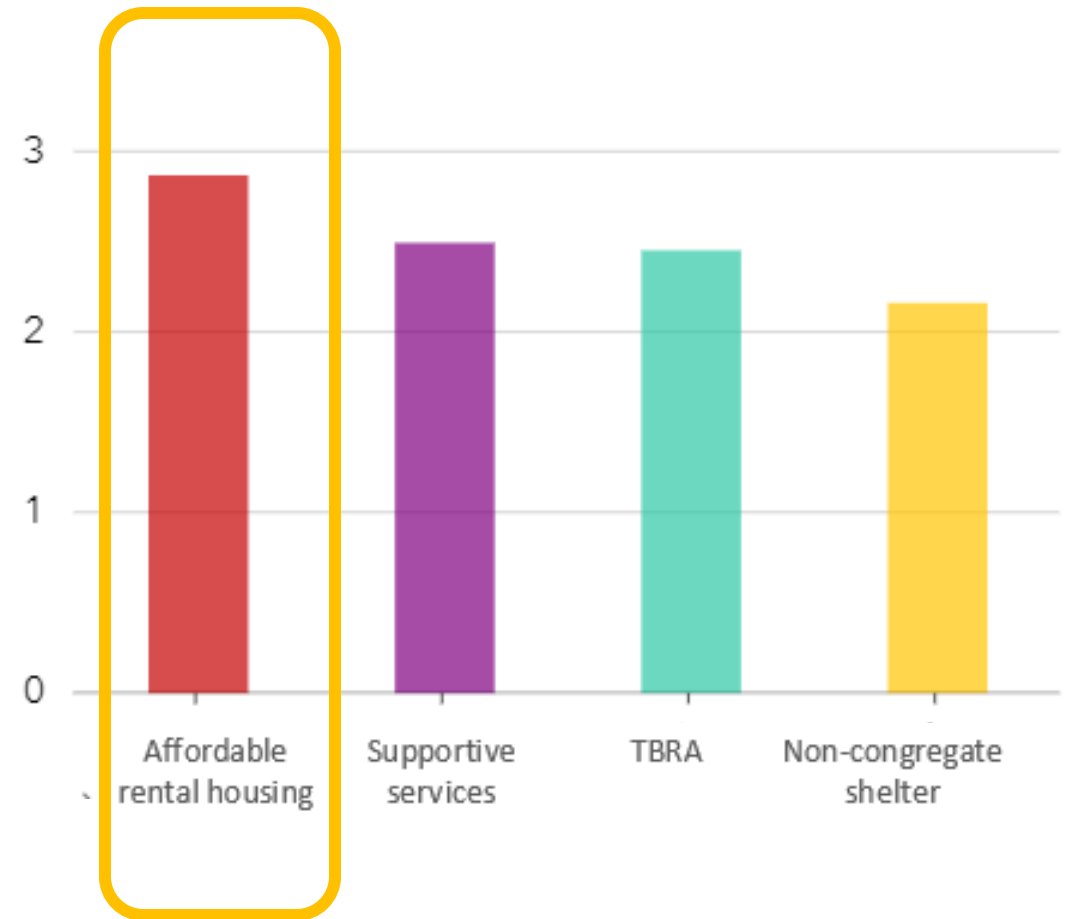


# Currently Homeless – Activity Prioritization

69 service providers



24 individuals currently experiencing homelessness  
(15 indivs + 8 with kids <18 + 1 w/significant other)





# Currently Homeless – Gaps in Supportive Services

## 70 Service providers✓

1. Housing search assistance & counseling
2. Case management
3. Financial assistance (first month's rent, etc.)
4. Mental health services
5. Employment assistance & job training

## 23 individuals (13 indivs + 9 w/kids<18 + 1 w/significant other)✓

1. Housing search assistance & counseling
2. Financial assistance (first month's rent, etc.)
3. Food assistance
4. Mental health services
5. Employment assistance & job training

### Legend:

- |                                      |                                |
|--------------------------------------|--------------------------------|
| ✓ Service Providers (survey & 12/15) | ✓ Community (survey)           |
| ✓ ACCGov Consolidated Plan           | ✓ Other Secondary Data Sources |



## At Risk of Homelessness

"At risk of homelessness" generally refers to an individual or family with incomes below 30% AMI who lack the resources or networks to prevent them from moving into an emergency shelter (24 CFR 91.5).

# At Risk of Homelessness – Risk Factors

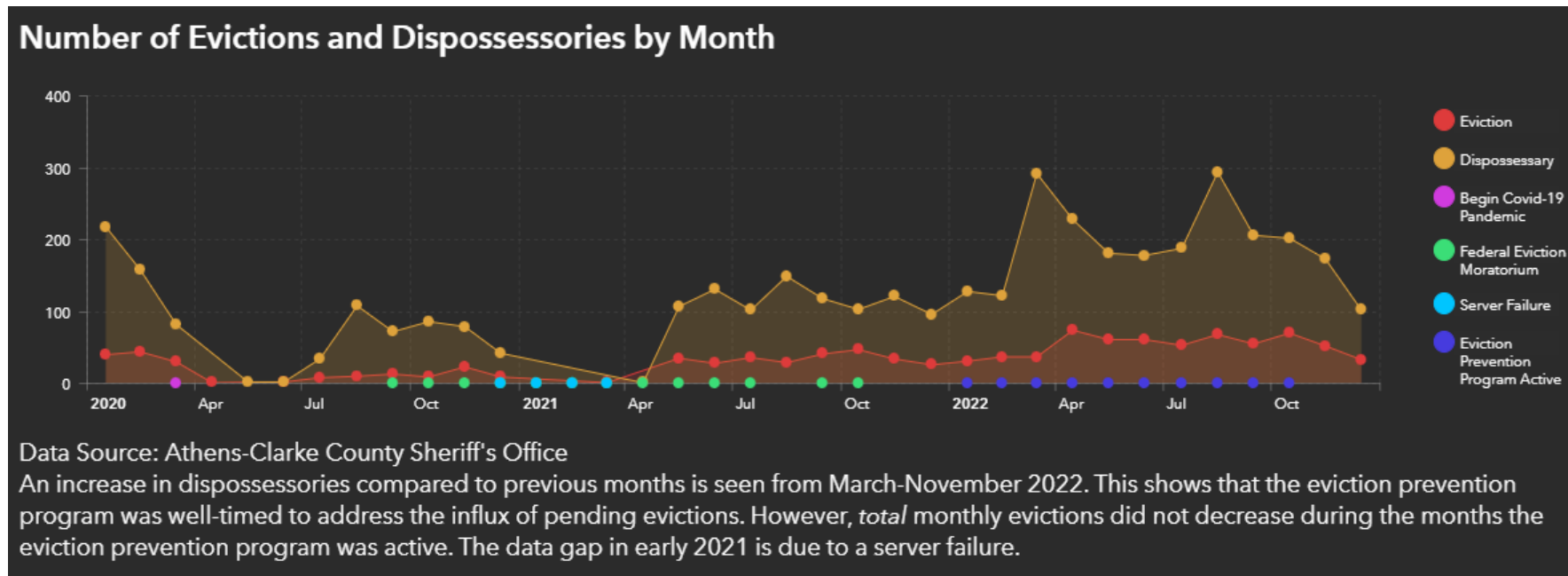
- **Low-income/wages** ✓ ✓ ✓ ✓
  - 11,915 extremely low-income households ( $\leq 30\%$  HAMFI) in ACC, of which 86% are renters and 14% are homeowners
  - Difficulty covering unexpected costs & emergencies ✓
- **Live with others because of economic hardship** ✓
  - 215 extremely low-income HH have a family type of more than one family, or one family with at least one subfamily
  - 65 extremely low-income renter HH and 20 extremely low-income homeowner HH live in overcrowded conditions (i.e., 1.5+ people/room)
  - 243 students enrolled in CCSD in 2020 lived doubled-up w/another household

<b>Legend:</b>	✓ Service Providers (survey & 12/15)	✓ Community (survey)
	✓ ACCGov Consolidated Plan	✓ Other Secondary Data Sources



# At Risk of Homelessness – Risk Factors

- Has received written notice that housing situation will be terminated ✓
  - 2,707 dispossession actions were served, and 594 evictions were served in ACC between Jan 1 – Dec 15, 2022
  - 417 households served by ARPA-funded Eviction Prevention Program in 2022 (82% Black/African American, 17% White, 1% Unknown Race)



## Legend:

- ✓ Service Providers (survey & 12/15)
- ✓ Community (survey)
- ✓ ACCGov Consolidated Plan
- ✓ Other Secondary Data Sources

# At Risk of Homelessness

- **Are exiting publicly-funded institutions or systems of care** ✓ ✓
  - 122 individuals (107 male, 15 female) with a home in ACC released in FY2022. 47% of them were unemployed @ time of incarceration and an additional 7% were employed part time
  - 8 youth aged out of foster care in ACC in FY2022 (vs. 10 in 2021, and 7 in 2020)
- **Lack of educational attainment** ✓ ✓
  - 1,897 owner-occupied households and 2,015 renter households have a householder who did not graduate High School

## Legend:

✓ Service Providers (survey & 12/15)

✓ ACCGov Consolidated Plan

✓ Community (survey)

✓ Other Secondary Data Sources



# At Risk of Homelessness – Risk Factors

---

- **Mental Illness and/or Substance Abuse:** ✓ ✓ ✓
  - 33% of all households (including 3,932 ELI Households) have at least 1 family member with depression or anxiety
  - 6.5% of all households (including 774 ELI Households) have at least 1 member who has a substance use or alcohol use disorder

## Legend:

✓ Service Providers (survey & 12/15)

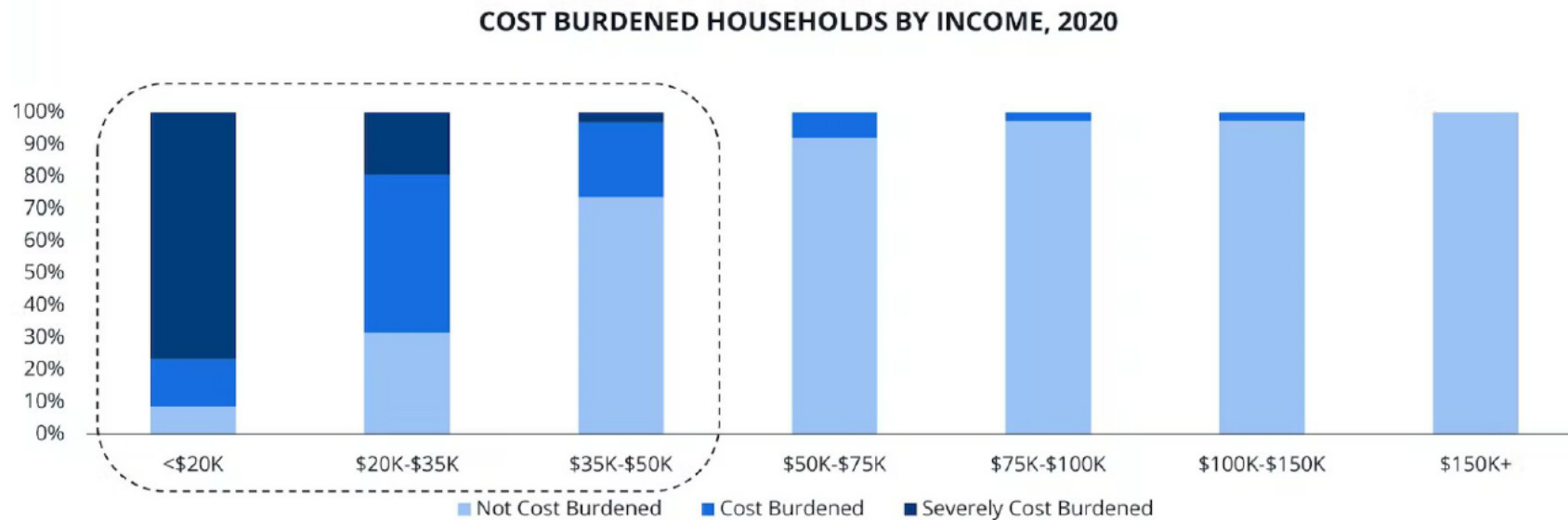
✓ ACCGov Consolidated Plan

✓ Community (survey)

✓ Other Secondary Data Sources

# At Risk of Homelessness – Risk Factors

- **Limited stock of affordable housing** ✓ ✓
  - Rent and utility cost increases
  - Decrease in Landlords that accept Section 8
  - Safety concerns



## Legend:

- ✓ Service Providers (survey & 12/15)
- ✓ Community (survey)
- ✓ ACCGov Consolidated Plan
- ✓ Other Secondary Data Sources

# At Risk of Homelessness – Existing Services ✓

Existing Services	How They're Accessed	Barriers to Services
<ul style="list-style-type: none"><li>• Permanent Supportive Housing</li><li>• Temporary Rental Assistance</li><li>• Red Cross</li><li>• Shelters</li><li>• Treatment facilities</li><li>• Housing Programs</li></ul>	<ul style="list-style-type: none"><li>• 211</li><li>• Referrals from other agencies, including schools, hospitals, etc.</li><li>• Word of mouth</li></ul>	<ul style="list-style-type: none"><li>• Language barriers</li><li>• Disability</li><li>• Barriers to homeownership / credit</li><li>• Criminal record</li><li>• Transportation</li><li>• Too much documentation required</li><li>• Lack of support for middle landlords</li><li>• Lack of availability</li><li>• Lack of access to public phones</li><li>• Low wages</li></ul>

## Legend:

✓ Service Providers (survey & 12/15)

✓ ACCGov Consolidated Plan

✓ Community (survey)

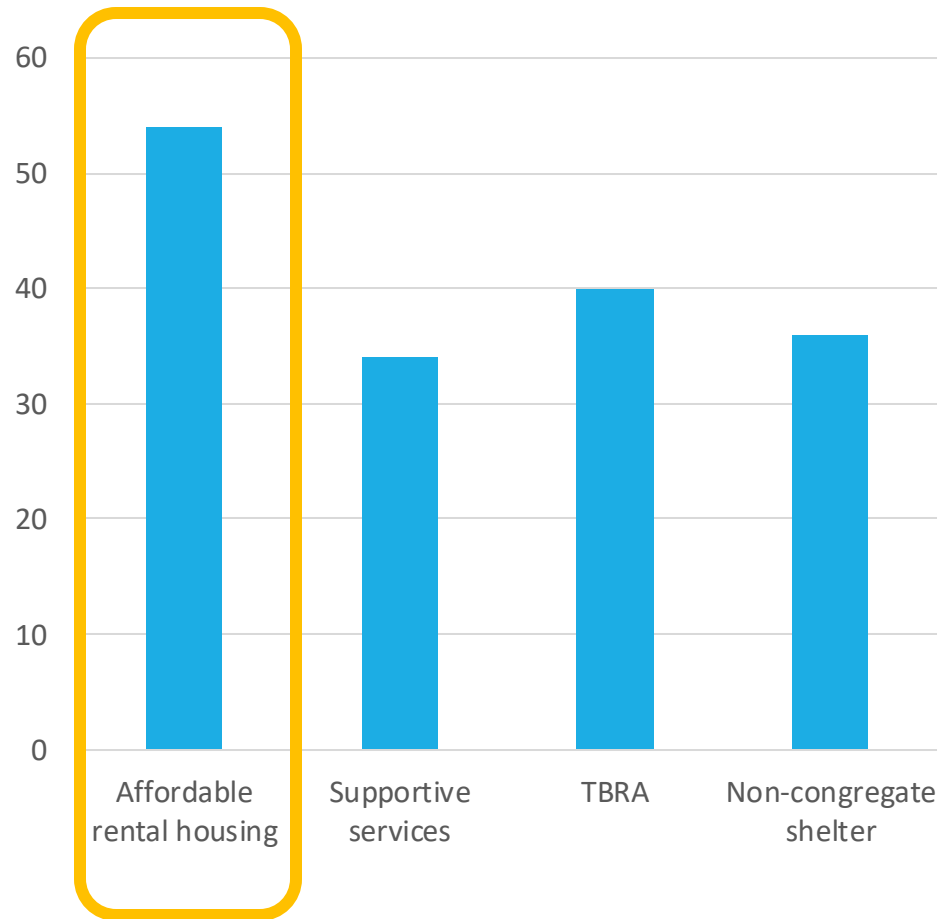
✓ Other Secondary Data Sources





# At Risk of Homelessness – Activity Prioritization

**67 service providers**



**31 individuals “at risk of homelessness” or who have previously experienced homelessness (14 indiv +14 w/kids <18, 3 w/significant others)**



# At Risk – Gaps in Supportive Services

## 70 Service providers✓

1. Case management
2. Housing search assistance & counseling
3. Employment assistance & job training
4. Financial assistance (first month's rent, etc.)
5. Short- and medium-term rental assistance

## 43 individuals at risk (21 indivs + 20 w/kids<18 + 2 w/significant other)✓

1. Housing search assistance & counseling
2. Financial assistance (first month's rent, etc.)
3. Employment assistance & job training
4. Food assistance
5. Mental health services

### Legend:

- |                                      |                                |
|--------------------------------------|--------------------------------|
| ✓ Service Providers (survey & 12/15) | ✓ Community (survey)           |
| ✓ ACCGov Consolidated Plan           | ✓ Other Secondary Data Sources |



Persons  
fleeing or  
attempting to  
flee domestic  
violence,  
sexual assault,  
stalking, or  
human  
trafficking.

HUD defines this population as an individual or family who is fleeing, or attempting to flee, domestic violence, dating violence, sexual assault, stalking, or human trafficking. These terms are defined in more detail in 24 CFR 5.2003.

# Fleeing/Attempting to Flee DV, IPV, Sexual Assault, Stalking and/or Human Trafficking

- **Family, Domestic and Dating Violence:**
  - As of February 2022, 37 individuals were experiencing homelessness due to Domestic Violence, Dating Violence, Sexual Assault, and/or Stalking. 15 were unsheltered and 22 were sheltered
  - Local organizations stepping in:
    - Project Safe sheltered 131 clients in 2021, with 25 receiving long-term housing. Reviewed 1,437 police reports for DV, responded to 2,393 hotline calls and 188 texts.
    - Divas Who Win assisted 58+ domestic abuse survivors in 2021

Data Sources: 2022 ACC Point in Time Count; Project Safe Program Data; Divas Who Win Program Data



# Fleeing/Attempting to Flee DV, IPV, Sexual Assault, Stalking and/or Human Trafficking

- **Sexual Assault**

- 168 sex offenses reported in Athens-Clarke County in 2021
- Local organizations stepping in:
  - In 2021, The Cottage served 25 survivors of sexual assault experiencing homelessness, 207 new adult clients (171 females, 18 males, 5 transgender, 7 non-binary and 6 of unknown gender; 50 with LGBTQ identity, 22 with disabilities, 9 ESOL, 5 incarcerated) and 221 youth clients (140 females, 81 males)

Data Sources: FBI Crime Data Explorer [NIBRS table](#); The Cottage Program Data.



# Fleeing/Attempting to Flee DV, IPV, Sexual Assault, Stalking and/or Human Trafficking

- **Human Trafficking**

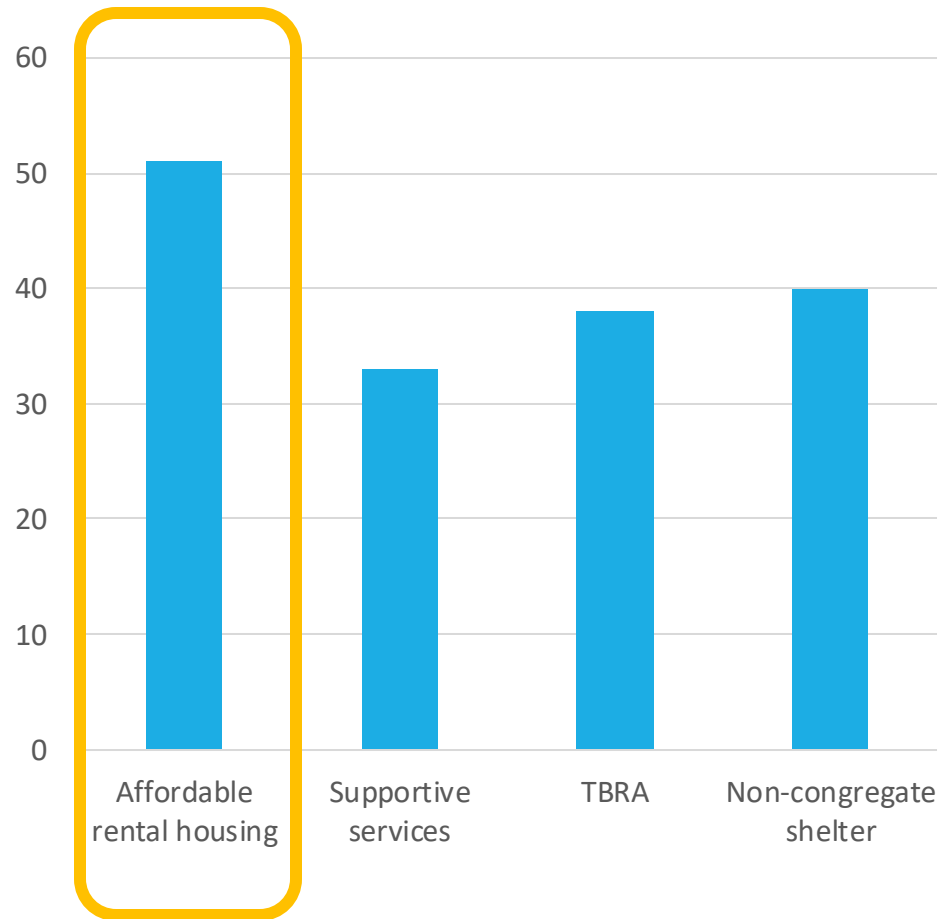
- 2 cases of Trafficking-Commercial Sex Acts in 2022 and 1 in 2021
- Local organizations stepping in:
- The Cottage served 7 individuals identified as trafficking survivors in 2021
- Divas Who Win assisted two survivors of sex trafficking in obtaining permanent housing in 2021 and assisted 3 survivors of sex trafficking in 2022.

Data Sources: Athens-Clarke County Police Transparency Hub [Crime Map](#); The Cottage Program Data; Divas Who Win Program Data.



# DV/IPV/SA, etc. – Activity Prioritization

65 service providers



4 individuals who are fleeing/attempting to flee  
(2 indivs + 2 w/kids <18)



# DV/IPV/SA, etc. – Gaps in Supportive Services

## 69 Service providers✓

1. Victim services
2. Case management
3. Housing search assistance & counseling
4. Mental health services
5. Financial assistance (first month's rent, etc.)

## 4 individuals who are fleeing or attempting to flee (2 indivs + 2 w/kids <18)✓

- Housing search assistance & counseling
- Employment assistance & job training
- Food assistance
- Mental health services

### Legend:

- |                                      |                                |
|--------------------------------------|--------------------------------|
| ✓ Service Providers (survey & 12/15) | ✓ Community (survey)           |
| ✓ ACCGov Consolidated Plan           | ✓ Other Secondary Data Sources |



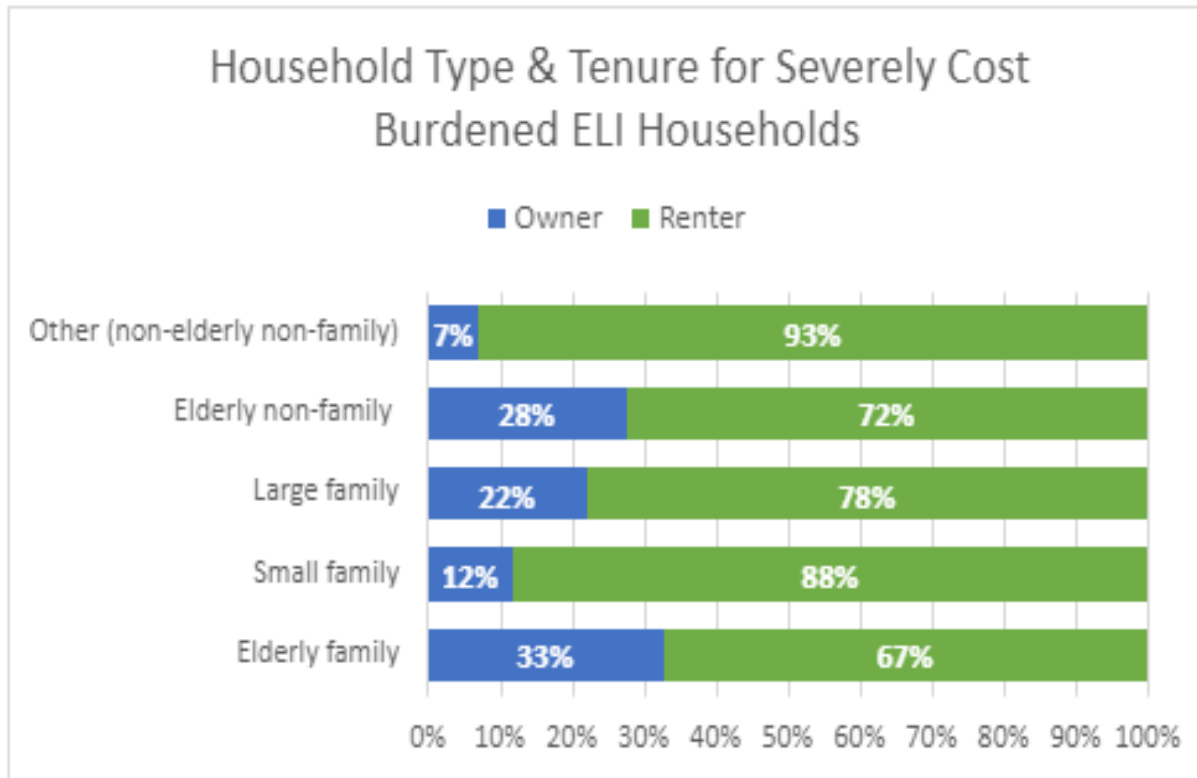


## “Other Populations”

"Other Populations" includes individuals and households who do not qualify under any of the qualifying populations above, but are at greatest risk of housing instability or for whom supportive services would prevent homelessness

# “Others”

- Burden of housing costs among ELI households

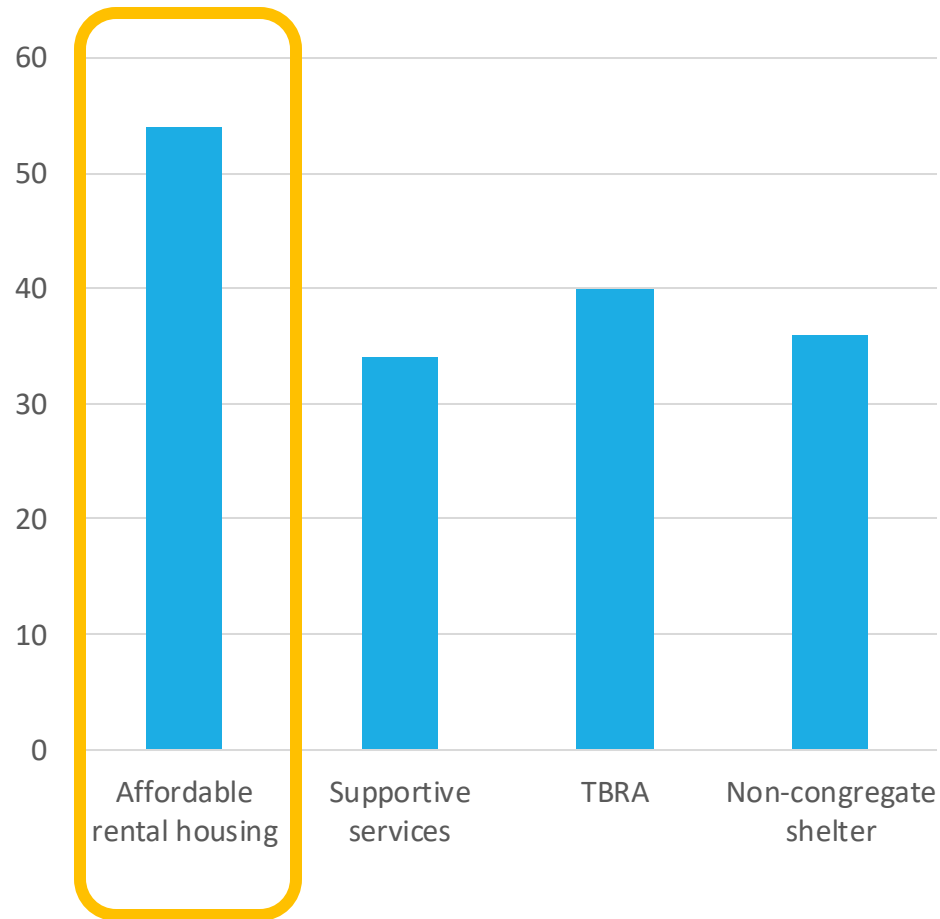


Data Sources: CHAS 2015-2019



# “Other” – Activity Prioritization

67 service providers



17 individuals who self-identified as “none of the above, but supportive services would help me avoid homelessness or housing instability (8 indivs + 7 w/kids<18 + 2 w/significant other)



# “Other” – Gaps in Supportive Services

## 65 Service providers✓

1. Employment assistance & job training
2. Case management
3. Housing search assistance & counseling
4. Mental health services
5. Financial assistance (first month's rent, etc.) + short- and medium-term rental assistance

## 17 individuals (8 indivs + 7 w/kids<18 + 2 w/significant other)✓

1. Financial assistance (first month's rent, etc.)
2. Housing search assistance & counseling
3. Mental health services
4. Employment assistance & job training
5. Childcare

### Legend:

✓ Service Providers (survey & 12/15)

✓ ACCGov Consolidated Plan

✓ Community (survey)

✓ Other Secondary Data Sources



# Need your help with:

---

Two subpopulations we have not been able to obtain data for:

- Households <50% AMI who are living in a hotel or motel and the cost of the stay is not paid by charitable organizations or government programs
- Households <50% AMI who have moved because of economic reasons two or more times during preceding 60 days

Other:

- Specific data (#s) illustrating service gaps



# Next Steps

---

1. Complete the HOME-ARP Service Provider survey – by 1/20/23
2. Encourage current & former clients to fill out the HOME-ARP Community Survey – by 1/20/23
3. Mark your calendars for Public Comment Period:
  - Publication of plan draft & one-sheeter – early Feb 2023
  - Online and emailed comments accepted – through March 7, 2023
  - Community Forum – Feb 16, 2023, 3-4:30pm @ ACC Library Multipurpose Rm B
  - Mayor & Commission Regular Session – March 7, 2023



Questions? Comments?